



# CONSTRUCTION, MINING & AGRICULTURE EQUIPMENT



[www.xcmgmachinery.com.au](http://www.xcmgmachinery.com.au)

## INDUSTRY EXPERTISE

XCMG Sales & Service is one of Australia's fastest growing construction, agriculture and mining equipment suppliers.

Offering a wide range of premium quality excavators, wheel loaders, compaction rollers, graders and access equipment, XCMG Sales & Service has the products and the support to keep you working on any job site.

## MACHINERY SALES

XCMG Sales & Service know construction, agri and mining equipment. You can count on our dedicated, knowledgeable team of product experts to take the time to understand and satisfy your machinery needs by recommending the right solution for the job.

## RENTALS & HIRE

If you need a high-performance machine with reliability you can trust, and the flexibility of hiring, we have you covered.

Our fleet is diverse, with machines to suit almost any job. Furthermore, because our rental fleet is maintained by factory-trained technicians, you can be confident that you'll not only be getting the best machines on the market, but that it's going to work as hard as you do, day-in day-out.

## AFTERMARKET SUPPORT

We're here to help keep you and your machine working. With an exceptional over-the-counter fill rate on spare parts, you're assured that when you buy a machine from XCMG Sales & Service, you'll be looked after throughout your machine's entire lifetime, from start to finish.

Every service job is as important to us as it is to you, and with a dedicated team of machinery technicians, we have ample resources to look after any of your machine repairs or servicing requirements quickly and efficiently.

## ABOUT

**The World's 3rd largest manufacturer of construction and mining equipment.**

*Founded in 1943, 8 decades of experience.*

*Manufacturing in USA, Germany, China, Brazil and India.*

*Extensive supply chain and dealer network throughout Australia.*

*Deep relationships with corporate giants: Rio Tinto, BHP and MMG in Australia.*

## MINI EXCAVATORS

1 - 9 Tonne

## LARGE EXCAVATORS

14 - 49 Tonne

## WHEEL LOADERS

5 - 100 Tonne

## COMPACTION ROLLERS

1.5 - 30 Tonne Smooth & Padfoot

## GRADERS

7.5 - 70 Tonne

## ACCESS EQUIPMENT

5 - 21 Metre EWP's



# ABOUT & LOCATIONS

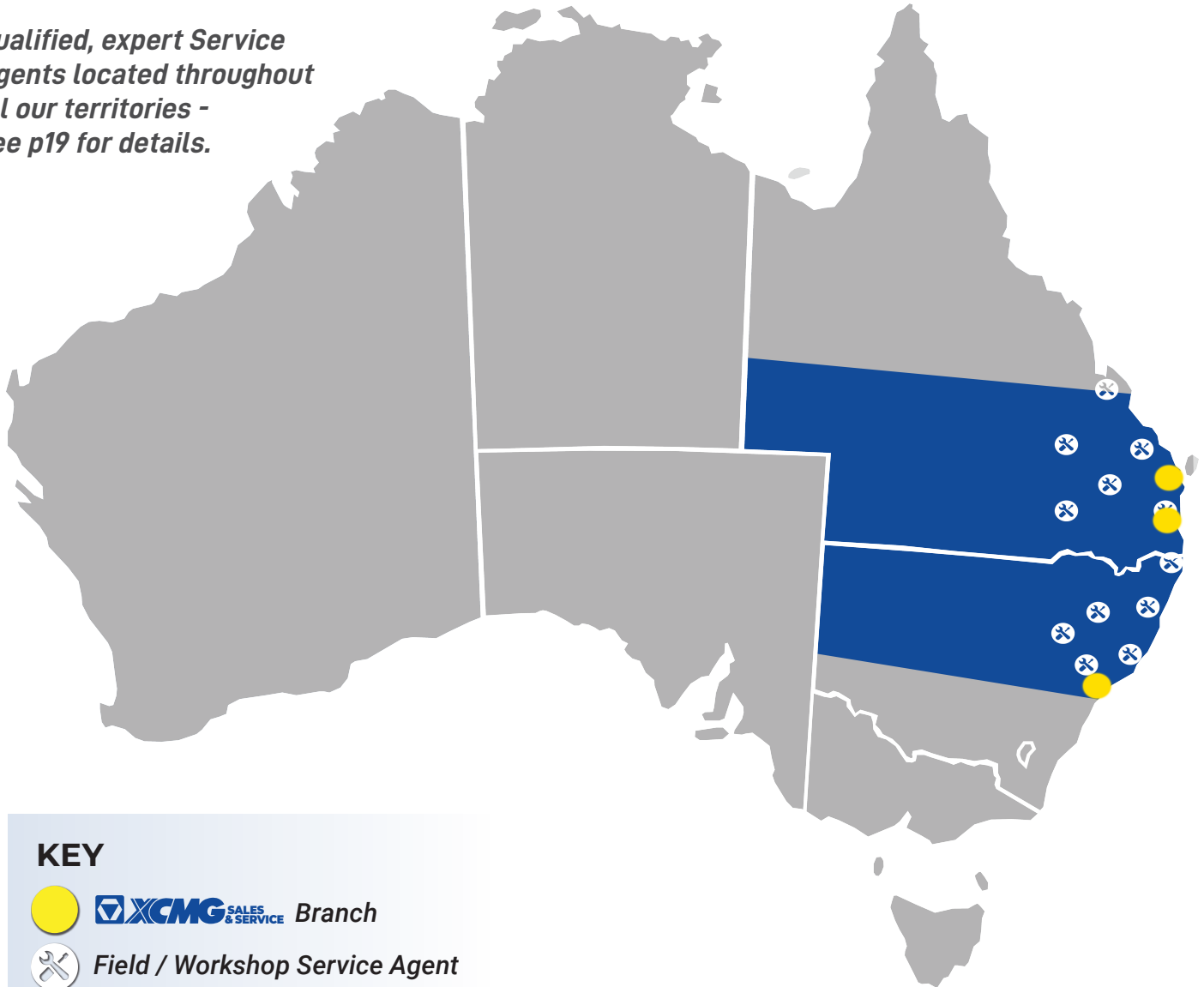
***“All branches offer sales, service, parts and rentals”***

*Qualified, expert Service Agents located throughout all our territories - see p19 for details.*

## **BRISBANE & SUNSHINE COAST (QLD)**

Our branches in Archerfield (Brisbane) and Chevallum (Sunshine Coast), are conveniently located to serve the southern and western regions of Queensland.

Both branches offer complete sales, rentals, parts and service (in-house and field).



### **KEY**



**XCMG SALES & SERVICE** Branch



Field / Workshop Service Agent

***“The specialists in whole-of-life support for your machine”***

## **NEWCASTLE (NEW SOUTH WALES)**

Our branch in Newcastle, situated in Hexham on the Pacific Highway, serves the Northern NSW region from the Hawkesbury River north of Sydney, up to the Queensland border.

This branch acts as our headquarters, offering complete sales, service (in-house and field), rentals, parts and corporate shared services.



**Comprehensive and friendly sales, service, parts & support for every machine sold**



# OUR CUSTOMERS

*We pride ourselves on exceptional customer service and strive to maximise your success*



## PERFORMANCE, RELIABILITY & VALUE

XCMG mini excavators offer excellent hydraulic capability, impressive operator comfort, premium reliability and durability, and overall maximum satisfaction.

Versatility is a major benefit of XCMG mini excavators; the smaller models are ideal for landscaping, site cleaning and farm work, whilst the larger models are ideal for civil works and forestry. With spacious and comfortable cabs, sound insulation and efficient serviceability, XCMG excavators are a must-have for any owner who requires premium versatility and performance without breaking the bank.

## PREMIUM ENGINEERING & COMPONENTRY

Utilising modern and efficient designs along with renowned componentry throughout - such as Kubota and Yanmar engines, and Rexroth pumps, to name a few - XCMG mini excavators are designed to give you maximum capability and durability in your machine for years to come.

MODEL	OP WEIGHT	POWER	ENGINE	HYD FLOW	DIG DEPTH	DIG REACH	PUMP	WIDTH
XE17U	1795 kg	11.8 kW / 15.8 hp	Kubota	64.4 LPM	2290 mm	3900 mm	Rexroth	990-1240 mm
XE19U	1900kg	15.4 kW / 20.9 hp	Kubota	66 LPM	2520 mm	4000 mm	Casappa	990-1300 mm
XE27U	2700 kg	15.4 kW / 20.9 hp	Kubota	82.8 LPM	2800 mm	4750 mm	XCMG	1500 mm
XE35U	4200 kg	18.2 kW / 24.4 hp	Yanmar	108 LPM	3060 mm	5300 mm	Hengli	1740 mm
XE55U	5700 kg	31.2 kW / 41.8 hp	Kubota	158.4 LPM	3640 mm	6110 mm	Rexroth	1960 mm
XE80U	9500 kg	54.6 kW / 73.2 hp	Kubota	219 LPM	3993 mm	6850 mm	Kawasaki	2300 mm

*Note: models listed above are correct at February 2024; for newer models released and/or full specs, visit [www.xcmgmachinery.com.au](http://www.xcmgmachinery.com.au). Specifications subject to change.*

*Efficient servicing capability and premium quality componentry for minimal machine downtime.*



*Zero / reduced tailswing designs improve safety, accessibility and versatility.*



# MINI EXCAVATORS

*“Designed to perform,  
built to last.”*



*XCMG XE17U at work  
at a quarry in NSW.*



*XCMG XE80U Mini Excavator  
completing a utilities replacement  
project in Newcastle, NSW.*

## PERFORMANCE, RELIABILITY & VALUE

XCMG heavy excavators offer high power, excellent lifting capability, extensive reach, premium hydraulic performance, impressive operator comfort and overall maximum satisfaction.

The various sizes of XCMG heavy excavators available provides suitable options for both construction and mining industries. Furthermore, with spacious and comfortable cabs, sound insulation and efficient serviceability, XCMG excavators are a must-have for any owner who requires premium reliability, performance and overall satisfaction without breaking the bank.

## PREMIUM ENGINEERING & COMPONENTRY

Utilising modern and efficient designs along with renowned componentry throughout - such as Cummins and Isuzu engines, Kawasaki pumps, and ZF transmission, to name a few - XCMG excavators are designed to give you maximum capability, reliability, and overall value-for-money in your machine.

MODEL	OPERATING WEIGHT	POWER	ENGINE	HYD FLOW	DIG DEPTH	DIG REACH	PUMP	WIDTH
XE155ECR	16670 kg	90 kW / 121 hp	Cummins B4.5	2x 113.4 LPM	5535 mm	8155 mm	Kawasaki	2490 mm
XE215D	21500 kg	135 kW / 181 hp	Cummins QSB7	2x 216 LPM	6680 mm	9940 mm	Kawasaki	2990 mm
XE235UCR	27100 kg	135 kW / 181 hp	Cummins QSB7	2x 204.5 LPM	6646 mm	9778 mm	Kawasaki	2990 mm
XE245DK	25700 kg	150 kW / 201 hp	Cummins QSB7	2x 241 LPM	6972 mm	10240 mm	Kawasaki	3190 mm
XE310D	30800 kg	169 kW / 226 hp	Cummins QSB7	2x 296 LPM	7200 mm	10146 mm	Kawasaki	3190 mm
XE370D	36800 kg	212 kW / 284 hp	Isuzu GH-6	2x 304 LPM	7423 mm	11114 mm	Kawasaki	3190 mm
XE490DK	48100 kg	280 kW / 375 hp	Cummins QSM11	2x 360 LPM	6530 mm	10580 mm	Kawasaki	3582 mm
XE150WB Wheel (SPECIAL ORDER)	14000 kg	104 kW / 139 hp	Cummins QSB4.5	2x 160 LPM	4630 mm	7780 mm	Kawasaki	2495 mm

Note: models listed above are correct at February 2024; for newer models released and/or full specs, visit [www.xcmgmachinery.com.au](http://www.xcmgmachinery.com.au). Specifications subject to change.





# HEAVY EXCAVATORS

*XCMG XE155ECR at work on a rural property in the Hunter Valley, NSW.*

*“Efficient,  
reliable,  
comfortable.”*



*XCMG XE370D Excavator working at a quarry in NSW.*

## PERFORMANCE, RELIABILITY & VALUE

XCMG wheel loaders offer high power, excellent reliability, smooth control, impressive lift capacities, impressive operator comfort and overall maximum satisfaction.

Available in various sizes and configurations to suit construction, agriculture, mining, waste management, quarries, storage facilities or roadworks.

Spacious and comfortable cabs, including state of the art controls and air conditioning. Efficient servicing, with repair and maintenance agents available throughout Australia for scheduled or on-call maintenance.

A must-have for any owner who requires versatility and performance at a competitive price.

## PREMIUM ENGINEERING & COMPONENTRY

Utilising modern and efficient designs along with renowned componentry throughout - such as Cummins engines and ZF transmission - XCMG loaders are designed to give you maximum capability and durability in your machine.

MODEL	OPERATING WEIGHT	POWER	ENGINE	RATED LOAD	DUMP HEIGHT	GROUND CLEARANCE	BREAKOUT FORCE
XC938	11000 kg	99 kW / 132 hp	Cummins QSB 6.7	3000 kg	2930 mm	370 mm	130 kN
XC948	14500 kg	142 kW / 190 hp	Cummins QSB 6.7	4000 kg	2810 mm	410 mm	130 kN
XC958	18700 kg	164 kW / 219 hp	Cummins QSB 6.7	5500 kg	3050 mm	422 mm	170 kN
XC978	24500 kg	216 kW / 289 hp	Cummins QSM11	7000 kg	3514 mm	480mm	210 kN
XC998	30500 kg	261 kW / 350 hp	Cummins X12	9000 kg	3370 mm	480 mm	260 kN

Note: models listed above are correct at February 2024; for newer models released and/or full specs, visit [www.xcmgmachinery.com.au](http://www.xcmgmachinery.com.au). Specifications subject to change.



# WHEEL LOADERS

*XCMG 948 Loader  
working at a gravel  
pit in NSW.*



*“Premium  
performance at an  
impressive price.”*

*XCMG XC958 Loader  
working at a sandpit in  
Port Stephens, NSW.*



## PERFORMANCE, RELIABILITY & VALUE

XCMG graders offer high power, heavy duty work capability, impressive operator comfort and overall renowned satisfaction.

Excellent manoeuvrability and controllability ensures your machine is as effective and efficient to operate as possible.

Spacious, comfortable cabs with state of the art controls, plus efficient serviceability, repair and maintenance with agents available throughout Australia.

A must-have for any owner who requires heavy duty reliability and performance at a competitive price.

## PREMIUM ENGINEERING & COMPONENTRY

Utilising modern designs with renowned componentry throughout, XCMG graders give you maximum capability, reliability and durability in your machine.

MODEL	OPERATING WEIGHT	ENGINE	LENGTH / WIDTH	MAX GRADE-ABILITY	BLADE SLEW ANGLE	SPEEDS	TURNING RADIUS
GR1003	7500 kg	Cummins WP4.1	7130 mm / 3048 mm	25 %	120 Degrees	6F / 3R	6 m
GR2605	19000 kg	Cummins QSL8.9	9448 mm / 2625 mm	25 %	360 Degrees	6F / 3R	7.6 m

*Note: models listed above are correct at February 2024; for newer models released and/or full specs, visit [www.xcmgmachinery.com.au](http://www.xcmgmachinery.com.au). Specifications subject to change.*



*XCMG GR2605 Grader in use at a quarry in rural Queensland.*



# ROAD GRADERS



*XCMG Graders operator training at a Rio Tinto mine site in Western Australia.*



*“Power, control, comfort and efficiency.”*

*XCMG GR2605 Grader and XS123 Roller operating in tandem at a quarry in rural Queensland.*

## PERFORMANCE, RELIABILITY & VALUE

XCMG smooth and padfoot drum vibratory rollers are competitively priced and offer high power, excellent compaction capability, extensive durability, impressive operator comfort and overall renowned satisfaction.

Excellent manoeuvrability and controllability ensures your machine is as effective and efficient to operate as possible, on a wide variety of terrains including gravel, dirt, asphalt and aggregate.

Spacious, comfortable cabs with state of the art controls, plus efficient serviceability, repair and maintenance with agents available throughout Australia.

A must-have for any owner who requires heavy duty reliability and performance at a competitive price.

## PREMIUM ENGINEERING & COMPONENTRY

Utilising modern designs with renowned componentry from brands including Cummins and Kubota, XCMG road rollers give you maximum capability, reliability and durability in your machine.

MODEL	OP. WEIGHT	POWER	ENGINE	DRUM STYLE	RATED SPEED	VIBRATION FREQUENCY	DRUM WIDTH	GROUND CLEARANCE
XD120	2700 kg	24.6kW / 33hp	Kubota D1803-CR	Smooth	2400 RPM	63/67 Hz	1200 mm	N/A
XS83	8000 kg	74kW / 99hp	Cummins QSF3.8	Smooth	2200 RPM	30/35 Hz	1680 mm	270 mm
XS83PD	8730 kg	74kW / 99hp	Cummins QSF3.8	Padfoot	2200 RPM	30/35 Hz	1680 mm	330 mm
XS123	12000 kg	104kW / 139hp	Cummins QSF3.8	Smooth	2200 RPM	30/35 Hz	2130 mm	393 mm
XS123PD	12850 kg	104kW / 139hp	Cummins QSF3.8	Padfoot	2200 RPM	30/35 Hz	2130 mm	443 mm
XS165	16000 kg	119kW / 160hp	Cummins QSB4.5	Smooth	2200 RPM	28/33 Hz	2130 mm	467 mm
XS165PD	17200 kg	119kW / 160hp	Cummins QSB4.5	Padfoot	2200 RPM	28/33 Hz	2130 mm	467 mm
XS205S	20000 kg	142kW / 190hp	Cummins QSB5.9-C190	Smooth	2200 RPM	28/33 Hz	2130 mm	490 mm
XS205SPD	21600 kg	142kW / 190hp	Cummins QSB5.9-C190	Padfoot	2200 RPM	28/33 Hz	2130 mm	490 mm
XP265S (SPECIAL ORDER)	26300 kg	132kW / 177hp	Supercharged 6 cyl Diesel	Tyre	2000 RPM	N/A	2360 mm	280 mm

Note: models listed above are correct at February 2024; for newer models released and/or full specs, visit [www.xcmgmachinery.com.au](http://www.xcmgmachinery.com.au). Specifications subject to change.



# COMPACTION ROLLERS

*“World-renowned  
road compaction  
equipment.”*



*XCMG XD120 Roller compacting  
an asphalt roadway.*



*XCMG XS123 Roller compacting  
a dirt and gravel roadway.*

## PERFORMANCE, RELIABILITY & VALUE

XCMG premium elevated work platforms (also known as EWP's / scissor lifts) are competitively priced and offer compact designs, easy transport, simple controls, tight turning radiuses and reliable performance.

Complying with Australian Standards, XCMG access equipment offers compact designs for ease of transport, exceptional lift heights and working capacities, various optional accessories available with each model, spacious and comfortable operating platforms, and efficient maintenance and servicing backed by a national team of product operation and repair experts.

## PREMIUM ENGINEERING & COMPONENTRY

Utilising modern designs with renowned componentry throughout, XCMG's range of quality access equipment gives you maximum capability, reliability and durability in your machine.

MODEL	MAX WORK HEIGHT	MAX PLATFORM HEIGHT	LIFT STYLE	PLATFORM LENGTH x WIDTH	OVERALL LENGTH	OVERALL WIDTH	OVERALL WEIGHT
XG0607DC	5.9 m	3.9 m	Scissor	1290 mm x 700 mm	1440 mm	760 mm	900 kg
XG0807DCW	7.8 m	5.8 m	Scissor	1670 mm x 740 mm	1900 mm	810 mm	1580 kg
XG0807HDW	7.8 m	5.8 m	Scissor	1670 mm x 740 mm	1900 mm	810 mm	1580 kg
XGA16ACE	15.8 m	13.8 m	Boom	1400 mm x 700 mm	6600 mm	1750 mm	6900 kg
XGA20ACE	20.6 m	18.6 m	Boom	1800 mm x 760 mm	8490 mm	2490 mm	9100 kg

Note: models listed above are correct at February 2024; for newer models released and/or full specs, visit [www.xcmgmachinery.com.au](http://www.xcmgmachinery.com.au). Specifications subject to change.

Scissor style lifts available from 5.9m to 7.8m working heights.

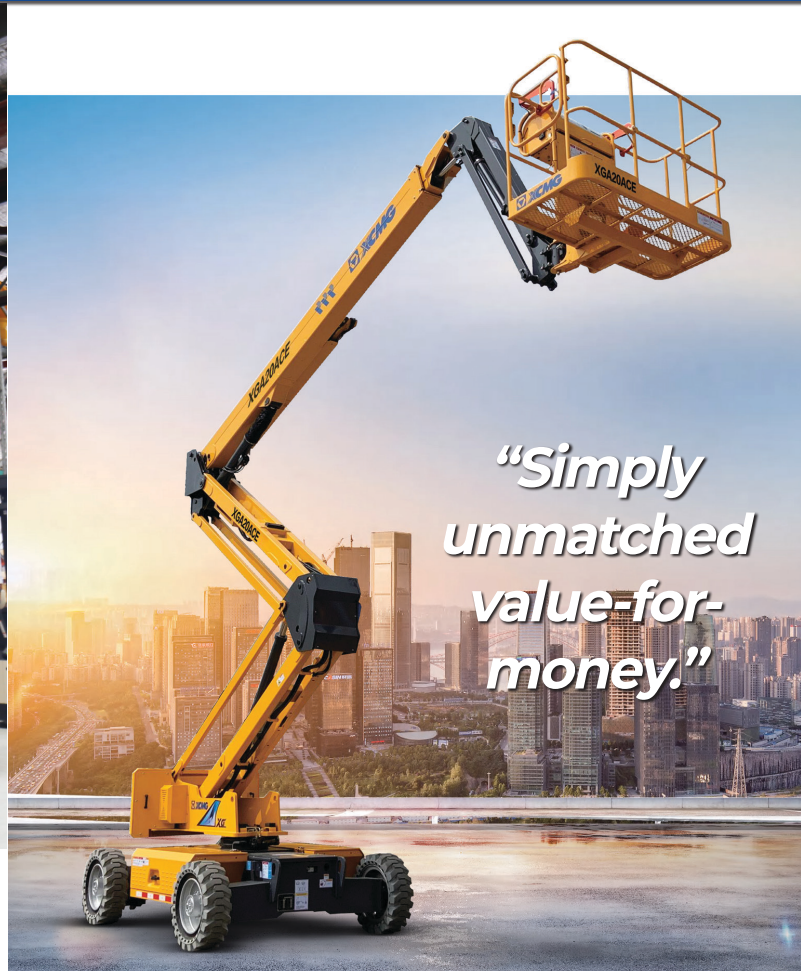


Boom style lifts available from 15.8m to 20.6m working heights.





# ACCESS EQUIPMENT



*"Simply unmatched value-for-money."*



## AFTERSALES SUPPORT SPECIALISTS

We're here to help keep you and your machine working. Our primary goal as a supporting business to the construction, agriculture and mining sectors is to provide the highest level of reliable, agile and customer-focused aftersales support.

We genuinely care about you, your business and your success; not just during your machine ownership, but always. We understand the time sensitive nature of the industry and always strive to deliver the support you need to continue working with your reliable and efficient machinery.

## SPARE PARTS REPLACEMENTS

With an exceptional over-the-counter fill rate on spare parts, you're assured that when you buy a machine from XCMG Sales & Service, you'll be looked after throughout your machine's entire lifetime, from start to finish.

Our extensive parts network throughout Australia, in cooperation with dozens of suppliers and distribution affiliates, ensures our supply of parts to all customers is fast, reliable and competitively priced.

## SERVICE & MAINTENANCE


Every service job is as important to us as it is to you, and with a dedicated team of machinery technicians, we have ample resources to look after any of your machine repairs or servicing requirements quickly and efficiently.

In addition to our expert teams of service representatives at each branch facility, we also utilise a wide ranging network of local field service agents trained to deliver exceptional product repair and maintenance.

## MACHINE & COMPONENTRY WARRANTY

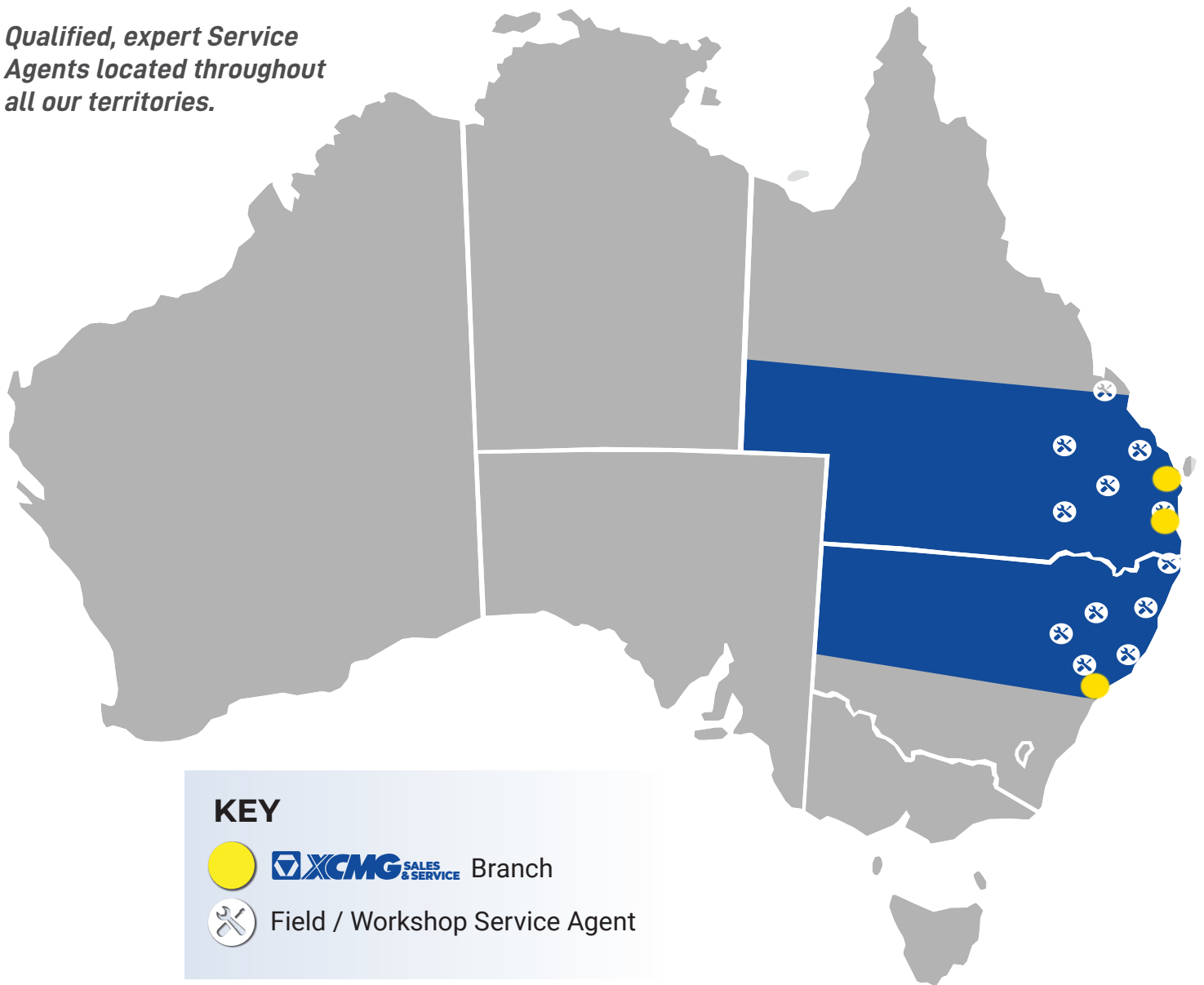
XCMG machinery is backed by competitive and comprehensive product warranties designed to cover you and your effective use of the machine for extensive periods.

As a result of XCMG's premium quality manufacturing and design processes, warranty issues with machines is significantly minimised, and our sales, service, parts and aftersales support teams are all here and available to help you work through any warranty issues.



# PARTS & SERVICE

*Qualified, expert Service Agents located throughout all our territories.*





**BRISBANE: 999, Beaudesert Rd, Archerfield**

**NEWCASTLE: 21 Gallegan St, Hexham**

**SUNSHINE COAST: 7071 Bruce Hwy, Chevallum 4555**

**[www.xcmgmachinery.com.au](http://www.xcmgmachinery.com.au) | 1300 837 391**

